



BISON PRECAST

a Forterra brand

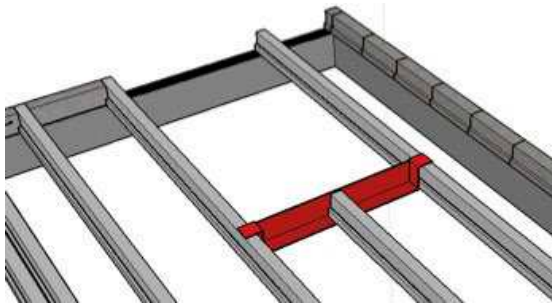
TECHNICAL GUIDANCE NOTE

Trimmer angles - 4 April 2017

This Guidance Note is intended to show the use of Trimmer Angles and how to identify them.

What is a Trimmer Angle?


A Trimmer Angle is a steel fabrication used to 'trim' around openings in floors. The angle provides a bearing surface for building elements (e.g. beams) and transmits the load to supports at either end of the trimmer.




Types of Trimmer Angle

There are four main types of trimmer angle as shown below:

- Standard – has angles forming supports at both ends



- Left hand – when viewed with the horizontal bearing surface facing you, this trimmer has an angle on the left hand end only.





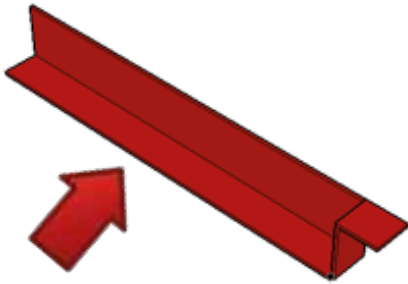
BISON PRECAST

a Forterra brand

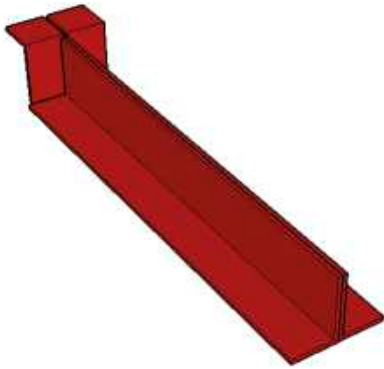
TECHNICAL GUIDANCE NOTE

Trimmer angles - 4 April 2017

- Right hand - when viewed with the horizontal bearing surface facing you, this trimmer has an angle on the right hand end only.



- Back to back – has two sets of steel angle welded 'back to back' to form support from both sides.



Identificaton of trimmer angles

Trimmers all have a standard form of identification painted onto them.

